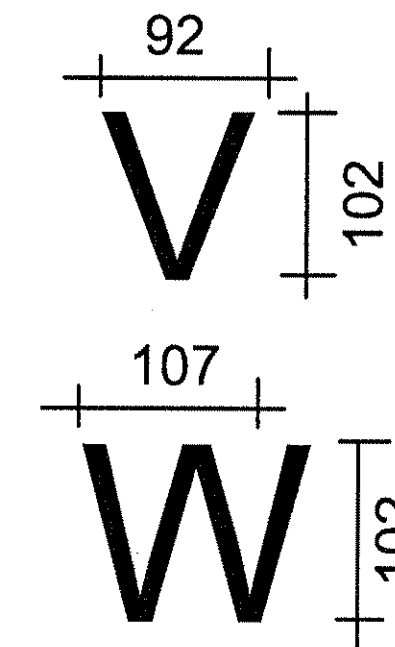
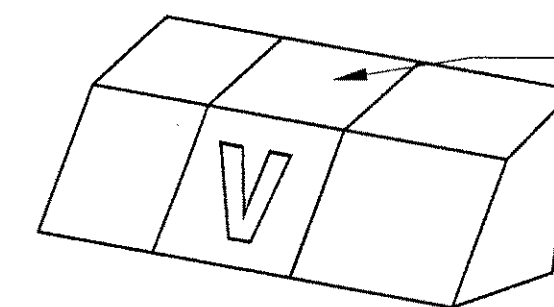


SIZES OF MARKERS:
CAPITALS- SERIES E, 102mm IN SIZE ACCORDING TO THE S.A.
BOOK OF ROAD SIGNS.



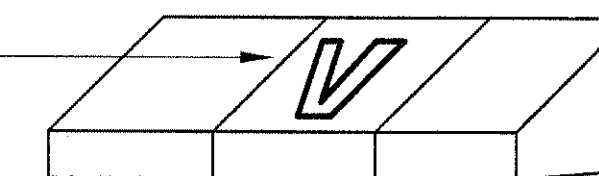
NOTE

- TOP SURFACE OF COVERS
TO BE PAINTED AS FOLLOWS:
VALVES NORMALLY OPEN : BLUE
VALVES NORMALLY CLOSED : SIGNAL RED
SCOUR VALVES : GREEN
AIR VALVES : BROWN



BARRIER KERB

HORIZONTALS, SLOPES & VERTICAL SIDES
TO BE PAINTED WITH YELLOW ENAMEL PAINT



MOUNTABLE KERB

DETAILS OF SERVICE MARKERS

CONSULTING ENGINEERS CAPEX DESIGN SECTION SWISS HOUSE 7 TH FLOOR	DESIGNED		N/A		17 HARRISON STREET MARSHALLTOWN 2107 TEL: (011) 688-1542 FAX: (011) 688-6604		SCALE REV. AMENDMENTS APPROVED DATE:	DRAWING No. JW100-DET12-W01
	DRAWN	B.M.KHUMALO	JANUARY 2013					
	CHECKED	F. CHAKANA	JANUARY 2013					ISSUED FOR INFORMATION
								PROJECT No.
	F. CHAKANA	SIGNATURE	DATE					DRAWING No.
	ECSA REG. No.	20110025						REV.
	CHECKED							
	APPROVED BY:							
		SIGNATURE	DATE					
	ECSA REG. No.	950458						